

Trees

Data Structures and Algorithms for Computational Linguistics III (ISCL-BA-07)

Çağrı Çöltekin
ccolt@infsys.uni-tuebingen.de

University of Tübingen
Seminar für Sprachwissenschaft

Winter Semester 2021/22

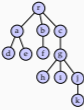
Why study trees

- A tree is a *hierarchical, non-linear* data structure useful in many algorithms
- We have already resorted to descriptions using trees (e.g., recursion trace)
- A tree is a *graph* with certain properties
- It is also very common in (computational) linguistics:
 - Parse trees: representing syntactic structure of sentences
 - Language trees: representing the historical relations between languages
 - Decision trees: a well-known algorithm for machine learning, also used for many NLP problems

Definitions

Introduction Trees: Tree terminology

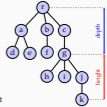
- A tree is a set of **nodes** organized hierarchically with the following properties:
 - If a tree is *non-empty*, it has a **special node root**
 - Except the root node, every node in the tree has a unique **parent** (all nodes except the root are **children** of another node)
- Alternatively, we can define a tree recursively:
 - The empty set of nodes is a tree
 - Otherwise a tree contains a root with sub-trees as its children



More definitions

Introduction Trees: Tree terminology

- The nodes with the same parent are called **siblings**
- The nodes with children are called **internal nodes**
- The nodes without children are the **leaf nodes**
- A path is a sequence of connected nodes
- Any node in the path from the root to a particular node is its **ancestors**
- A node is the descendant of its ancestors
- The subtree is a tree rooted by a non-root node
- The depth of a node is the number of edges from root
- The height of a node is the number of edges from the deepest descendant
- The height of a tree is the height of its root



Ordered trees

Introduction Trees: Tree terminology

- A tree is ordered if there is an ordering between siblings. Typical examples include:
 - A tree representing a document (e.g., HTML) structure
 - Tense trees
 - (maybe) a family tree
- In many cases order is not important
 - Class hierarchy in an object-oriented program
 - The tree representing files in a computer

Binary trees

even more definitions

Introduction Trees: Tree terminology

- Binary trees, where nodes can have at most two children, have many applications
- Binary trees have a natural order, each child is either a *left child* or a *right child*
- A binary tree is *proper*, or *full* if every node has either two children or none
- In a *complete* binary tree, every level except possibly the last, is completely filled, and all nodes at the last level is at the left
- A *perfect* binary tree is a full binary tree whose leaf nodes have the same depth

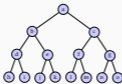


Some properties of binary trees

Introduction Trees: Tree terminology

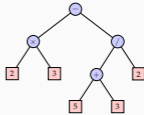
For a binary tree with n_L leaf, n_I internal, n nodes and with height h

- $h + 1 \leq n \leq 2^{h+1} - 1$
- $1 \leq n_L \leq 2^h$
- $h \leq n_I \leq 2^h - 1$
- $\log(n + 1) - 1 \leq h \leq n - 1$
- For any proper binary tree, $n_L = n_I + 1$



Binary tree example: expression trees

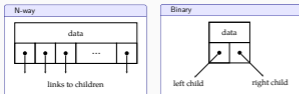
$2 \times 3 + (5 + 3) / 2$



Implementation of trees

general case: linked data structures

Introduction Trees: Tree terminology



Implementation of trees

array implementation of binary trees

Introduction Trees: Tree terminology

- Binary trees can also be implemented with arrays:
 - the root node is stored at index 0
 - the left child of the node at index i is stored at $2i + 1$
 - the right child of the node at index i is stored at $2i + 2$
 - the parent of the node at index i is at index $\lfloor (i - 1) / 2 \rfloor$
- If the binary tree is complete, this representation does not waste (much) space



Breadth first traversal (level order)

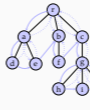
Introduction Trees: Tree terminology



```
def breadth_first(root):
    queue = []
    queue.append(root)
    while queue:
        node = queue.pop(0)
        # process the node
        print(node.data)
        for child in node.children:
            queue.append(child)
```

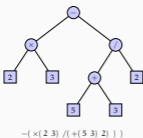
Pre-order traversal

Introduction Trees: Tree terminology

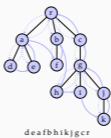


```
def pre_order(node):
    # process the node
    print(node.data)
    for child in node.children:
        pre_order(child)
```

Example: pre-order in an expression tree

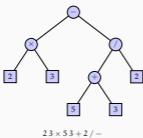


Post-order traversal

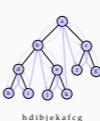


```
def post_order(node):
    for child in node.children:
        post_order(child)
    # process the node
    print(node.data)
```

Example: post-order in an expression tree

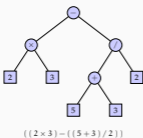


In-order traversal



```
def in_order(node):
    in_order(node.left)
    # process the node
    print(node.data)
    in_order(node.right)
```

Example: in-order in an expression tree



Summary

- Trees are hierarchical data structures useful in many applications
- We will often return to trees and properties of trees in the rest of the course
- Reading on trees: Goodrich, Tamassia, and Goldwasser (2013, chapter 8), and optionally the chapter on *search trees* (Goodrich, Tamassia, and Goldwasser 2013, ch. 11)

Next:

- Heaps and priority queues
- Reading: Reading: Goodrich, Tamassia, and Goldwasser (2013, chapter 9)

Acknowledgments, credits, references

- Goodrich, Michael T., Roberto Tamassia, and Michael H. Goldwasser (2013). *Data Structures and Algorithms in Python*. John Wiley & Sons, Incorporated. isbn: 9781118476734.